



AK-Series AK48-2-LONG-BC and AK48-2-LONG-BC-D

Plug-in power.

The AK-Series is all-new and the options are endless on this commercial utility truck. Available in two bed sizes and with a load capacity of up to 900 lbs. Featuring and automotive-grade cab with optional doors, digital dash display and comfortable bucket seats. The AK-Series is customizable to your every application need.

Featuring beverage bins, storage bins and customizable food service options.

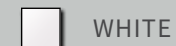
Available with doors, open, or with sunbrella enclosure.



- Eight 6 V (48 V) batteries
- 2 passengers with bucket seats
- 6.8 hp AC Motor
- 450 A (48 V) Curtis programmable controller with regenerative braking
- Automotive windshield (DOT, AS1) with windshield wiper
- Battery level indicator
- Towing capacity of 4,000 lbs
- Horn, reverse beeper, parking brake
- 12" aluminum wheels
- 30 A, 48 V to 12 V voltage reducer for all accessories
- Deluxe stereo and CD player with two speakers
- Four-wheel hydraulic brakes
- 800 lbs cargo load capacity
- 19.5 mph top speed (20-25 mph with LSV option)
- Box Dimensions: 74"L x 47"W x 18.5"H
- Dimensions: 156"L x 57"W x 73.6"H
- US-made DPI Automatic charger

Options

- 2" towing receiver
- Heavy duty sunbrella enclosure
- LSV (NEV) Street Legal Package
- Amber or LED strobe light
- AGM batteries
- Extended warranty options
- Heater and defroster
- Self-sealing tires
- Aluminum ladder rack
- Lester on-board charger



Default color.

Custom colors available. Allow 12 weeks lead time.

Specifications for AK48-2-LONG-BC and AK48-2-LONG-BC-D*

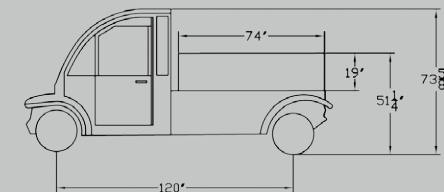
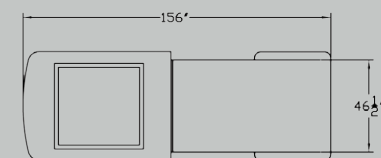
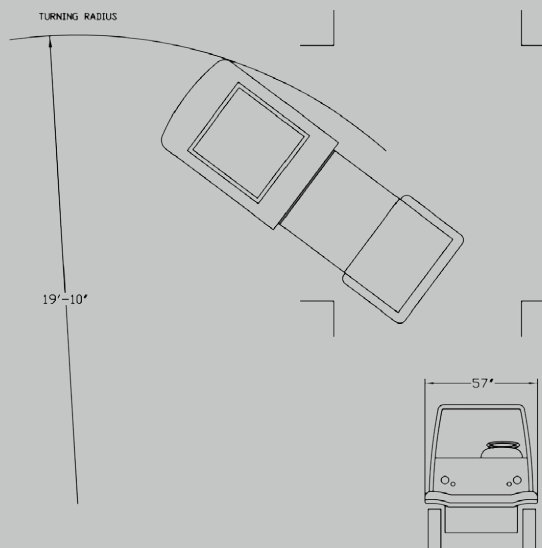
Passengers	2
Battery System	8x6 V, Trojan T-105
Motor Power	6.8 hp AC Motor
Controller Power	450 A, Curtis AC controller
Top Speed	19.5 mph (20-25 if LSV)
Total Load Capacity	1100 lbs
Cargo Capacity	800 lbs
Vehicle Dimensions	156"L x 57"W x 73.6"H
Box Dimensions	74"L x 46.5"W x 19"H
Weight with Batteries	1910 lbs (no doors), 2060 lbs (doors)
Ground Clearance	5"
Turning Radius	19.8 ft
Wheel Base	120"
Top Climbing Grade	15% (loaded)
Front Suspension	Independent, coil over shock
Rear Suspension	Leaf spring and shock
Steering System	Rack and pinion
Brake System	Four-wheel hydraulic drum brake
Rear End Gear Ratio	12.49:1
Tire Size	23x8.5-12 All-terrain tire
Tire Pressure	14 psi
Wheel Type	12" aluminum
Towing Capacity	4,000 lbs
Chassis	Steel frame
Body Material	Fiberglass
Drive Train	Rear direct drive
Voltage Reducer	30 A, 48V to 12 V included
Windshield	AS1, DOT automotive windshield
Headlights, Taillights	Included
LED Indicators	Included for F/R and turning signals
Brake Lights, Turning Signals	Included
Horn, Reverse Beeper	Included
Seat Belts	3- or 2-point seat belts (doors, w/o doors)
Amp Meter, Battery Indicator	Included
Odometer, Speedometer	Included
Emergency Light Switch	Included
Parking Brake	Included, hand-activated
Warranty	Two year bumper-to bumper warranty, less wear items



Large watertight ice and beverage compartments



Front dash, roomy interior



Your Local STAR EV Dealer:

Golf Carts of Central Florida
407-657-1108



www.starev.com

*Specs are subject to change without notification.